

HIGH REACH ROUGH TERRAIN TELEHANDLER GTH™-1056



Specifications

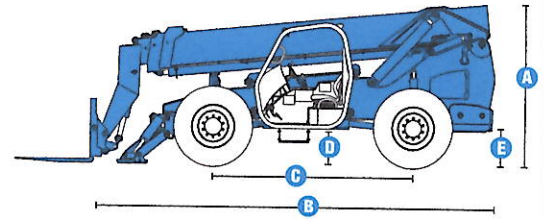
MODEL	GTH™-1056	
MEASUREMENTS	US	Metric
Maximum lift height	56 ft 10 in	17.32 m
Reach	42 ft	12.80 m
A Height, stowed	8 ft 6 in	2.59 m
B Length, stowed (without forks)	21 ft	6.40 m
Width	8 ft 6 in	2.59 m
C Wheelbase	10 ft 8 in	3.25 m
D Ground clearance, center	1 ft 10 in	0.56 m
E Ground clearance, axle	1 ft 6 in	0.46 m
Fork cross section	2.25 x 4 in	57 x 101 mm

PRODUCTIVITY		
Maximum lift capacity	10,000 lbs	4,536 kg
Lift capacity at maximum height	4,000 lbs	1,814 kg
Lift capacity at maximum reach	3,000 lbs	1,361 kg
Raise/Lower boom	13/12 sec	
Extend/Retract	16/15 sec	
Frame leveling	10° side to side	
Drive speed	17 mph	27 km/h
Draw bar pull	28,800 lbs	13,063 kg
Turning radius, outside (4WS)	13 ft 3 in	4.04 m
Auxiliary hydraulic flow	2-15 gpm	8-57 lpm
Auxiliary hydraulic pressure	3,200 psi	220 bar
Tires, standard size	14 x 24 in, 12 ply	

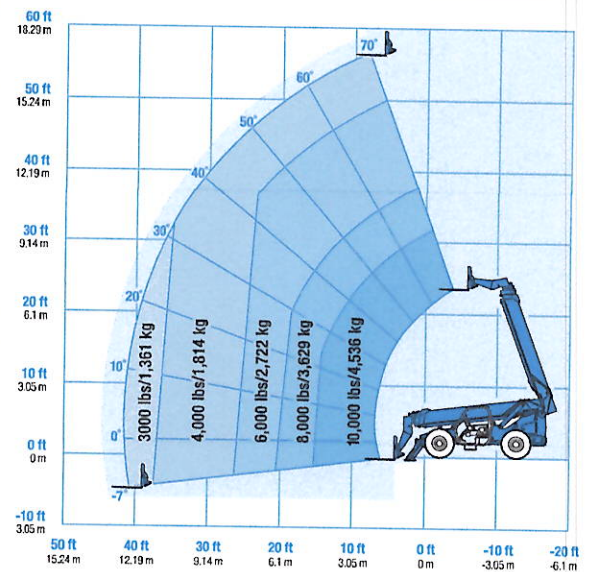
POWER	
Power source	Perkins 1104D-E44TA 4 cylinder diesel, 123 hp (95 kW) John Deere 4045HF48 5 4 cylinder diesel, 125 hp (93.2 kW)
Electrical system	System voltage 12 volt Alternator 95 amp Battery 1000 CCA at 0°F (-18°C)
Hydraulic tank capacity	44 gal 167 L
Hydraulic system capacity (w/tank)	55 gal 208 L
Fuel tank capacity	35 gal 132 L

WEIGHT		
Weight*	30,000 lbs	13,608 kg

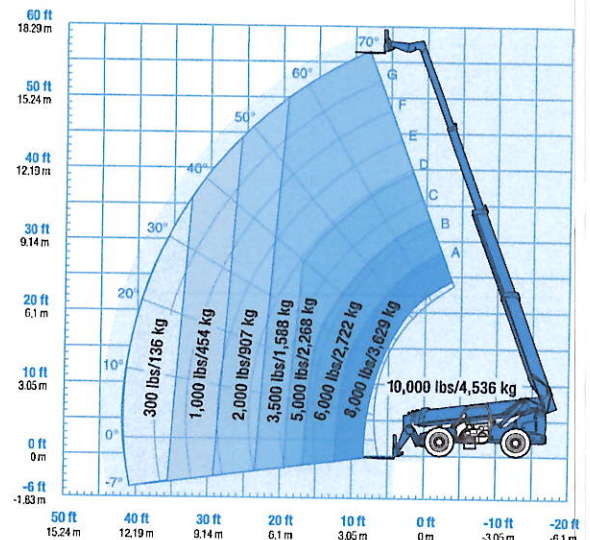
STANDARDS COMPLIANCE ANSI/ITSDF B56.6, CSA B335



LOAD CHART GTH™-1056**



With stabilizers down



With stabilizers up

* Weight will vary depending on options and/or country standards.
** Load ratings vary depending on attachment.

Features

STANDARD FEATURES

MEASUREMENTS

- 10,000 lb (4,536 kg) maximum lift capacity
- 56 ft 10 in (17.32 m) maximum lift height
- 42 ft (12.80 m) maximum reach

PRODUCTIVITY

- Full time planetary 4-wheel drive
- 4WS
- Operator selectable front, crab, coordinated steering modes
- Frame leveling 10° side to side
- 3-speed forward and reverse powershift transmission
- Power assisted steering
- Inboard wet disc service brakes
- Wet disc spring applied parking brake
- 14 x 24 in 12-ply, air filled, all terrain tires
- Front axle differential lock
- Rear axle stabilization system
- Twin axle mounted stabilizers
- High efficiency/variable displacement hydraulic pump
- ROPS/FOPS canopy (ISO compliant)
- Single, multi-function, proportional joystick
- Machine level indicator
- Full instrumentation
- 48 in carriage and pallet forks
- Boom angle indicator
- Retractable 3 in (8 cm) seatbelt
- Left front and rear tire fenders
- Reverse motion alarm

OPTIONS & ACCESSORIES

PRODUCTIVITY

- Fully enclosed cab (includes full glass, defroster, wiper, washer, right-side sliding window, split door)
- Fully enclosed cab with air conditioning
- Right-side sliding window
- Glass over skylight bars
- Front window
- Front screen
- Right-side screen
- Adjustable suspension seat
- Dual joystick controls
- Flashing beacon
- Work lights (2 cab mounted front, 1 back-up, 1 stop/tail, illuminated dash gauges)
- Road lights (2 cab mounted front, 1 back-up, 2 rear stop/turn/tail, 2 front turn, illuminated dash gauges)
- Auxiliary hydraulic circuit
- Fenders (full set)
- Mounted disposable fire extinguisher

ATTACHMENT OPTIONS

- Carriages- Quick Attach
 - 72 in (1.83 m) swing carriage (45° from center left and right)
 - 48 in (1.22 m) rotating carriage (10° from center left and right)
 - 60 in (1.52 m) rotating carriage (10° from center left and right)
 - 72 in (1.83 m) rotating carriage (10° from center left and right)
- Carriages: Quick Attach or Pin On
 - 60 in (1.52 m) wide fork carriage
 - 72 in (1.83 m) wide fork carriage



- Forks (in addition to standard 48 in pallet forks)
 - 60 in (1.52 m) pallet forks (set of two) 2.25 x 4 x 60 in (.06 x .10 x 1.52 m)
 - 72 in (1.83 m) pallet forks (set of two) 2.25 x 4 x 72 in (.06 x .10 x 1.83 m)
 - 60 in (1.52 m) full taper forks (set of two) 2.25 x 5 x 60 in (.06 x .13 x 1.52 m)
 - 60 in (1.52 m) lumber forks (set of two) 1.75 x 7 x 60 in (.04 x .18 x 1.52 m)
 - Cubing tines (set of 6)
- Bucket
 - Light duty rubbish bucket - 1 yd³ (0.76 m³)
- 14 ft variable reach truss boom

ENGINE OPTIONS

- John Deere 125 hp turbo-charged diesel engine
- Perkins 123 hp turbo-charged diesel engine
- Electric ether aid for John Deere only
- Electric block heater for Perkins

TIRE OPTIONS

- 14 x 24 in 12-ply foam-filled all terrain tires
- 14 x 24 in 12-ply foam-filled rock lug tires
- 14 x 24 in 12-ply air-filled rock lug tires

Genie United States

18340 NE 76th Street
P.O. Box 97030
Redmond, Washington 98073-9730

Telephone **+1 (425) 881-1800**
Toll Free in USA/Canada **+1 (800)-536-1800**
Fax +1 (425) 883-3475

Genie Europe

The Maltings
Wharf Road
Grantham NG31 6BH
UK

Telephone **+44 (0)1476 584333**
Fax +44 (0)1476 584334

Email: AWP-InfoEurope@terex.com

Distributed By:

Effective Date: January, 2010. Product specifications and prices are subject to change without notice or obligation. The photographs and/or drawings in this document are for illustrative purposes only. Refer to the appropriate Operator's Manual for instructions on the proper use of this equipment. Failure to follow the appropriate Operator's Manual when using our equipment or to otherwise act irresponsibly may result in serious injury or death. The only warranty applicable to our equipment is the standard written warranty applicable to the particular product and sale and we make no other warranty, express or implied. Products and services listed may be trademarks, service marks or trade-names of Terex Corporation, Genie Industries, Inc. and/or their subsidiaries in the U.S.A. and many other countries and all rights are reserved. Terex® is a Registered Trademark of Terex Corporation in the U.S.A. and many other countries. Genie® is a Registered Trademark of Genie Industries, Inc. in the U.S.A. and many other countries. Genie is a Terex Brand. © 2010 Terex Corporation.